

STRIKE! DOWN BARRIERS



Virtual event in support of Project Access Northwest

September 14, 2021, 7–8 PM

Lead a team to help STRIKE down barriers to health care!

Please join us this year as a “Team Captain” as we raise funds to help our low-income, uninsured and under-insured neighbors get the health care they need. We hope you will share the Project Access Northwest story with your friends, family members and colleagues, and invite them to join you in making a difference.

Starting your own team page is easy!

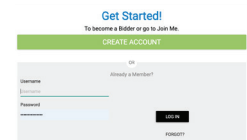
1 Go to panw.ejoinme.org/signup

2 Click “[Click here to join](#)” to get started.

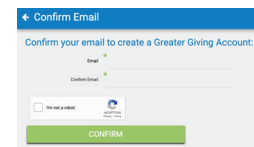
Click here to join! →



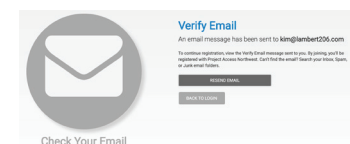
3 You will be prompted to [create a new account](#) or sign in to your existing Greater Giving account.



If you need to create a new account, click “[CREATE ACCOUNT](#)” and enter your email address. Click the “[I am not a robot](#)” CAPTCHA.



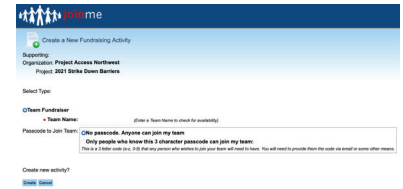
4 Check your email and [click the link](#) to continue the registration process.



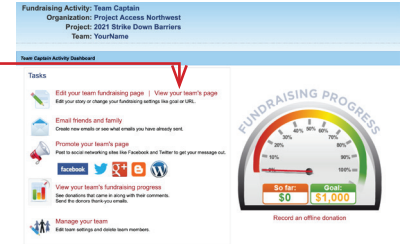
5 You will be asked to [create a password](#) and [enter some additional account details](#) (name and contact information).

6 Now you can **type in your team name** (likely your first name).

You can also choose to restrict access to your team page by requiring a **passcode**. We recommend the “No passcode” option. The fewer the barriers the better!

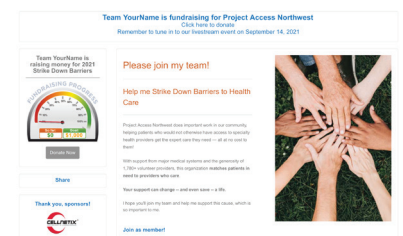


7 Click “Create” and you’ll be presented with your **Team Captain Activity Dashboard**. This will be your starting page for managing your team, tracking your team’s progress and updating your personal page.



8 You can click **View your team’s page** (under Tasks on the left side) to see the default set up for your page. (This will open your team page in a new tab or window.)

View your team's page

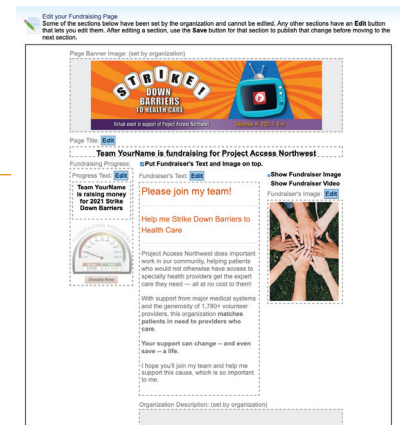


9 Back on your Team Captain Activity Dashboard, you can click **Edit your team fundraising page** to personalize your page. You can add your own photo. You can also edit the introductory text and add a personal appeal and describe why Project Access Northwest is important to you.

Click the **Edit** buttons to change the following as desired:


- **Page Title**
- **Progress Text**
- **Fundraiser’s Text**
- **Fundraiser’s Image:** You might want to upload your portrait or another meaningful image that will tell your team they are in the right place!

If you “get stuck” after you press save, simply return to dashboard (or hit the back button). The site is quirky but your changes should be saved.



You can also **scroll down to the bottom of the page** and edit the following settings:

- **Team Goal:** The default setting is \$1,000, but you can set it higher.
- **Fundraising Page URL:** You can make it easier to find your page by personalizing the web address, e.g. <https://panw.ejoinme.org/YourName>



10 When you are happy with your changes, **press the “Done” button** at the bottom of the page.

If you want to make additional changes, you can return to your Activity Dashboard and click **Edit your team fundraising page** anytime.

CONGRATULATIONS! You’re ready to **promote your team’s page** via email and social media.

